

HT 2010

Handheld Terminal



The Hand Held Terminal HT 2010 makes the entering of meter data considerably easier, allowing meter data directly to be entered at the meters under test.

As soon as the Handheld Terminal HT 2010 is put into the Docking station, the entered data are actualized to the PC, these are:

- Serial- and property number, manufacturer- and certification number
- Transformer ratio data
- Register readings (including maximum demand register and 96h-register)
- User fields and attributes valuation (for Example; good / bad, valuation at starting and creep)

The Hand-Held Terminal HT 2010 is equipped with an integrated Barcode scanner. Thanks to this, the entry of meter data is even easier. The Barcode scanner is specially designed for the read out of Barcode (incl. 2D-Barcodes) types used within the meter technique. Even strong reflecting or scratched windows in the housing cover of the meters do not influence the good out reading quality of the HT 2010.

Technical Data HT 2010

General

Auxiliary supply:	Lithium-ion Battery pack
Power consumption:	max. 20 VA
Housing:	Hard Plastic
Dimensions:	W 51 x H 169 x D 30 mm
Weight:	approx. 165 g
Operation temperature:	-20 °C ... +50 °C
Storage temperature:	-20 °C ... +60 °C
Relative humidity:	≤ 80% at Ta ≤ 21°C

CPU / Memory

	Specification
CPU:	Marvell®PXA320 / 806 MHz
Operating System:	Microsoft®Windows®Embedded Compact 7
RAM:	256 MB
F-ROM:	512 MB

Scanner

	Specification
Wave Length:	650 +10/-5 nm
Optical Output:	< 1 mW
Resolution:	1D Barcodes: 0.15 mm 2D Stacked: 0.168 mm 2D Matrix: 0.25 mm
Readable Distance:	1D Barcodes: 45 ... 400 mm 2D Stacked: 40 ... 230 mm 2D Matrix: 48 ... 300 mm
Readable 1D bar codes:	EAN-8 • EAN-13 • UPC-A • UPC-E • ITF 2/5-Interleaved • Codabar (NW-7) • Code32 • Code39 • Code93 • Code128 • GS1-128 (UCC/EAN128) • MSI • ISBT • GS1 DataBar Omnidirectional • GS1 DataBar Truncated • GS1 DataBar Limited • GS1 DataBar Expanded und 2/5-Industrial
Readable 2D stacked codes:	GS1 DataBar Stacked • GS1 DataBar Stacked Omnidirectional • GS1 DataBar Expanded Stacked • PDF417 • Micro PDF • Composite • Codablock F
Readable 2D matrix codes:	DataMatrix • Maxicode • QR-Code • Aztec-Code • Micro QR

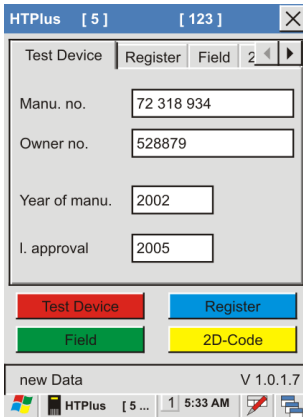
Display

	Specification
Display:	Transflective TFT coloured LCD display
Size:	61 mm
Resolution:	240 x 320 QVGA
Colours:	65'536
Backlight:	LED Technology

In-, Outputs

	Specification
Keyboard:	Alphanumeric Keys • CLR Key • Execute Key • Fn Key • Text Key • Cursor Key
Control Keys:	Power ON / OFF Key • Reset Switch
Trigger Keys:	Trigger R Key • Trigger L Key • Center Trigger Key

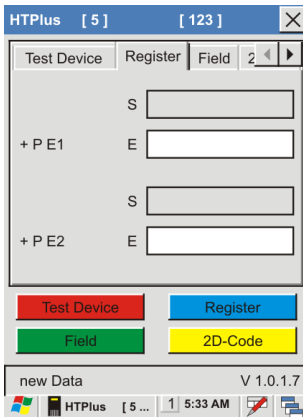
Operation of the Handheld Terminal HT 2010



The menu card of meter data includes following fields:

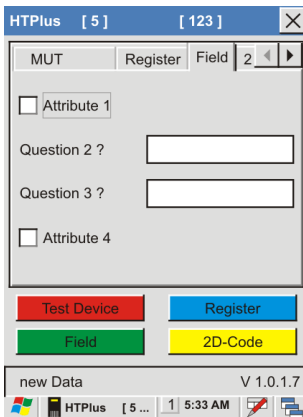
- Serial number of the meter
- Owner number of the meter
- Production year of the meter
- Last certification of the meter

Select the corresponding input field with the up / down cursor keys and input data or scan the bar code information of the meter.



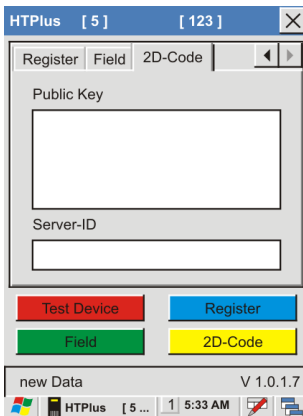
Menu card to enter the register readings

After start up of a register test step in a CAMCAL for Windows measuring program, you have the option to set the start readings of every meter in the first field of the different configured registers.



Menu card for field entries

After start up of a field measuring step in a CAMCAL for Windows measuring program, you have the option to acknowledge your field comments or add some text in your comment fields by the Hand Terminal.



Menu card for Public Key and Server-ID

The Public Key and Server-ID codes come out of some special meter communication technologies (e.g. SML) and is an option of CAMCAL for Windows. It is possible to read the information with the scanner of this Hand Terminal.